

Shop
Now



data sheet

BENEFITS

Extended range requires fewer APs

Adaptive antenna technology delivers up to 2x increase in Wi-Fi signal coverage minimizing the number of APs required to service any area

Sleek, low profile enclosure for ease-of-deployment

Aesthetically-pleasing design and a range of mounting options

Channel selection optimizes throughput

ChannelFly dynamic channel management, based on throughput measurements, not just interference, chooses the best channel to give users the highest possible throughput

Super simple configuration and management

The industry's simplest configuration and management through a Web-based wizard and automated deployment capabilities

Flexible deployment options

Standalone or controller-based deployment

Adaptive Polarization Diversity (PD-MRC)

Dual-polarized antennas that are dynamically selected provide better reception for hard to hear clients and more consistent performance as clients constantly change orientation

Hassle free migration to higher speed Wi-Fi

Support for standard 802.3af power over Ethernet allows enterprises to use existing PoE switches without costly upgrades

ZoneFlex™ R600

DUAL-BAND 802.11AC 3X3:3 SMART WI-FI ACCESS POINTS

802.11ac High Performance Mid-Range 3X3:3 Smart Wi-Fi Access Points with Adaptive Antenna Technology

The Ruckus ZoneFlex R600 delivers high-performance and reliable 802.11ac wireless networking at a competitive price point for medium density venues such as in K-12 or education.

The ZoneFlex R600 combines patented adaptive antenna technology and automatic interference mitigation to deliver consistent, predictable performance at extended ranges with up to an additional 6dB of BeamFlex gain on top of the physical antenna gain and up to 15dB of interference mitigation.

The R600 is ideal for wireless networks servicing mobile devices with dual-polarized antennas that adapt in real time to maximize performance for the mobile enterprise.

Performance is further enhanced as the ZoneFlex R600 integrates Ruckus' patented BeamFlex, a software-controlled, high gain adaptive antenna technology. The ZoneFlex R600 automatically selects channels for highest throughput potential using Ruckus ChannelFly dynamic channel management, adapting to environmental changes.

A sleek and low-profile design, the ZoneFlex R600 was purpose-built for enterprises requiring reliable high speed client connectivity. It is ideal for a variety of medium density enterprise and hotspot environments including SMBs, hotels, and schools.



Corporate Armor

For more information, please call 877.449.0458, or email us at Sales@CorporateArmor.com.

ZoneFlex™ R600

DUAL-BAND 802.11AC SMART WI-FI ACCESS POINTS

Patented BeamFlex+™ Technology Extends Signal Range, Improves Stability of Client Connections

All ZoneFlex R600 Smart Wi-Fi access points integrate a software-controlled smart antenna with PD-MRC (polarization diversity) that delivers up to an additional 6 dB of BeamFlex gain and 15 dB of interference mitigation. This is especially beneficial to enhance the performance of mobile devices which are constantly in motion and changing orientation.

Advanced WLAN Applications with Smart/OS

When used with the Ruckus Smart WLAN controllers, each ZoneFlex R600 supports a wide range of value-added applications such as guest networking, Dynamic PSK, hotspot authentication, wireless intrusion detection and many more. With Smart/OS, WLANs can be created and mapped to the same or different APs or VLANs. In a centrally managed configuration, the ZoneFlex R600 works with a wide range of authentication servers including Microsoft's Active Directory, LDAP, and RADIUS.



Flexible Deployment Options

ZoneFlex R600 APs can be deployed as a standalone AP or as part of a centrally managed wireless LAN using ZoneDirector Smart WLAN controllers. ZoneFlex R600 can be deployed across any L2/L3 network and can bridge traffic onto the local network, tunnel to a central location using L2TP or PPPoE, or route between the WAN and NAT'ed private subnets. With the Ruckus controllers, each ZoneFlex R600 is automatically configured through the network making deployment quick and easy.

Complete Local and Remote Management

Each ZoneFlex R600 can be managed as a standalone AP through a Web-based GUI, using SNMP or through the Ruckus FlexMaster Wi-Fi remote management system. Local management can also be performed using Ruckus' Smart WLAN controllers. FlexMaster is a LINUX-based software platform that uses industry-standard protocols to perform bulk configuration, fault detection, monitoring and a wide range of troubleshooting capabilities over a wire area connection. The controllers enable local management and control of APs, adding value-added services such as transmit power control, and guest networking.




FEATURES

- Dual-band concurrent (5GHz/2.4GHz)
- Adaptive antenna technology and advanced RF management
- Up to an additional 6dB BeamFlex gain / 15dB interference mitigation / 3 dBi physical antenna gain
- Automatic interference mitigation, optimized for high-density environments
- Integrated smart antenna technology
- Standard 802.3af Power over Ethernet (PoE)
- Router mode with NAT and DHCP services
- IP multicast video streaming support
- Advanced QoS packet classification and automatic priority for latency-sensitive traffic
- Dynamic, pre-user rate-limiting for hotspot WLANs
- WPA-PSK (AES), 802.1X support for RADIUS and Active Directory*
- Ethernet 802.1x port-based authentication (authenticator and supplicant)
- BYOD, Zero-IT and Dynamic PSK*
- Admission control/load balancing*
- Band steering and airtime fairness support
- Captive portal and guest accounts*
- Application recognition and control*
- SmartWay Bonjour gateway*
- SecureHotspot*
- SPOT location services*
- Band balancing*

* when used with Ruckus ZoneDirector or SmartZone controller.

Many potential antenna combinations can be chosen for high availability of Wi-Fi



Two 10/100/1000 Mbps ports; one with PoE

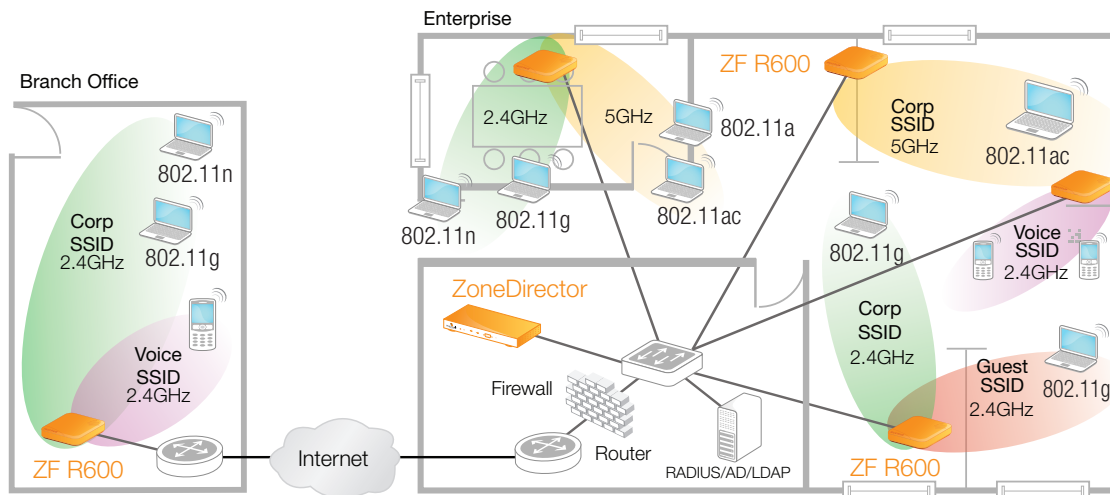
High-gain directional antenna elements not only delivers signal gain but also interference mitigation for range extension, reliability and high data rates



ZoneFlex™ R600

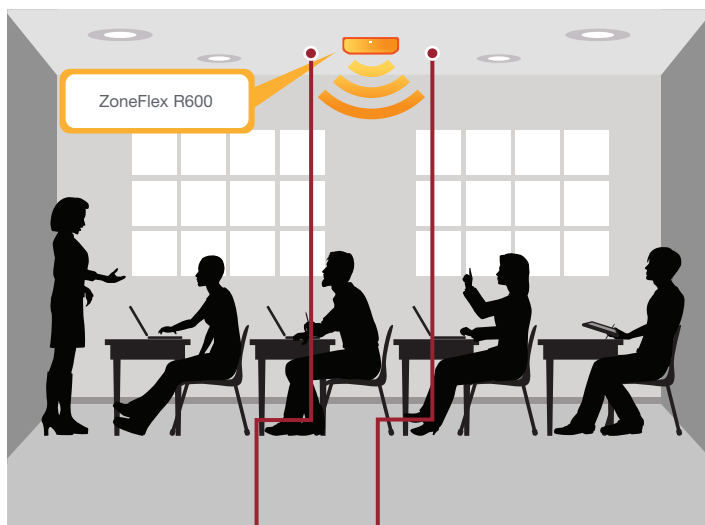
DUAL-BAND 802.11AC SMART WI-FI ACCESS POINTS

The ZoneFlex R600 integrates with your existing network infrastructure, delivering best-in-class 802.11ac performance and reliability at a competitive price — making it the ideal wireless solution for mid-range enterprise and branch office applications.



DEPLOYMENTS FOR CLASSROOMS AND LIBRARIES

The ZoneFlex R600 is ideal for deployment in education common areas to provide wireless connection to high quality data access in higher density locations.



Dual-band (2.4/5GHz) support allows for concurrent Internet and IP-based video services

Sleek, elegant design easily concealed

DEPLOYMENT FOR RETAIL / BRANCH OFFICES

The ZoneFlex R600 is ideal for deployment in retail stores to provide inconspicuous wireless connection to high quality video, wireless IP phones and data access for handheld PoS bar code scanners.



Wired ports to connect devices such as cash registers, printers, etc.

Multiple SSIDs for differentiated user services (e.g., guest Wi-Fi, point of sale, voice)

5GHz band and smart antenna system ideal for 11ac clients

Reliable Wi-Fi connectivity for point of sale devices

Specifications*

PHYSICAL CHARACTERISTICS

POWER	<ul style="list-style-type: none"> DC Input: 12 VDC 1.0A Power over Ethernet 802.3 af
PHYSICAL SIZE	<ul style="list-style-type: none"> 15.8 cm x 15.8 cm x 4 cm (6.2 in x 6.2 in x 1.57 in)
WEIGHT	<ul style="list-style-type: none"> 364 g (0.8 lb.)
ETHERNET PORTS	<ul style="list-style-type: none"> 2 auto MDX, auto-sensing 10/100/1000 Mbps, RJ-45, POE port (on one port)
LOCK OPTIONS	<ul style="list-style-type: none"> Hidden latching mechanism Kensington Lock Hole T-bar Torx Bracket (902-0108-0000) Torx screw & padlock (sold separately)
ENVIRONMENTAL CONDITIONS	<ul style="list-style-type: none"> Operating Temperature: 0°C - 40°C Operating Humidity: 10% - 95% non-condensing
POWER DRAW	<ul style="list-style-type: none"> Idle: 4W Typical: 6.2W Peak: 11.2W

CAPACITY

CONCURRENT STATIONS	<ul style="list-style-type: none"> Up to 500 clients per AP
SIMULTANEOUS VoIP CLIENTS	<ul style="list-style-type: none"> Up to 30

RF

ANTENNA	<ul style="list-style-type: none"> Adaptive antenna that provides up to 512 unique antenna patterns per radio Full omnidirectional polarization diversity
PHYSICAL ANTENNA GAIN	<ul style="list-style-type: none"> Up to 3 dBi
BEAMFLEX* SINR TX GAIN	<ul style="list-style-type: none"> Up to 6 dB
BEAMFLEX* SINR RX GAIN	<ul style="list-style-type: none"> 3-5 dB (PD-MRC)
INTERFERENCE MITIGATION	<ul style="list-style-type: none"> Up to 15 dB
MINIMUM RX SENSITIVITY	<ul style="list-style-type: none"> Up to -101 dBm

*BeamFlex gains are statistical system level effects translated to enhanced SINR based on observations over time in real-world conditions with multiple APs and many clients

MANAGEMENT

DEPLOYMENT OPTIONS	<ul style="list-style-type: none"> Standalone (individually managed) Managed by ZoneDirector Managed by SmartZone Managed by FlexMaster Managed by SmartCell™ Gateway 200
CONFIGURATION	<ul style="list-style-type: none"> Web User Interface (HTTP/S) CLI (Telnet/SSH), SNMP v1, 2, 3 TR-069 vis FlexMaster
AUTO AP SOFTWARE UPDATES	<ul style="list-style-type: none"> FTP or TFTP, remote auto available

*Specifications subject to change without notice.

WI-FI

STANDARDS	<ul style="list-style-type: none"> IEEE 802.11a/b/g/n/ac 2.4GHz and 5GHz
SUPPORTED DATA RATES	<ul style="list-style-type: none"> 802.11n/ac: 6.5Mbps – 260Mbps (20MHz) 13.5Mbps – 600Mbps (40MHz) 29.3Mbps – 1300Mbps (80MHz) 802.11a: 54, 48, 36, 24, 18, 12, 9 and 6Mbps 802.11b: 11, 5.5, 2 and 1 Mbps 802.11g: 54, 48, 36, 24, 18, 12, 9 and 6 Mbps
RADIO CHAINS	<ul style="list-style-type: none"> 3 x 3
SPATIAL STREAMS	<ul style="list-style-type: none"> 3
RF POWER OUTPUT (Aggregate)	<ul style="list-style-type: none"> 28 dBm for 2.4GHz† 27 dBm for 5GHz†
CHANNELIZATION	<ul style="list-style-type: none"> 20MHz, 40MHz, 80MHz
FREQUENCY BAND	<ul style="list-style-type: none"> IEEE 802.11 b/g/n: 2.4 – 2.484 GHz IEEE 802.11a/ac: 5.15 – 5.25 GHz; 5.25 – 5.35 GHz; 5.47 – 5.725 GHz; 5.725 – 5.85 GHz
OPERATING CHANNELS	<ul style="list-style-type: none"> US/Canada: 1-11, Europe (ETSI X30): 1-13, Japan X41: 1-13 5 GHz channels: Country dependent
POWER SAVE	<ul style="list-style-type: none"> Supported
WIRELESS SECURITY	<ul style="list-style-type: none"> WPA-PSK, WPA-TKIP, WPA2 AES, 802.11i Authentication via 802.1X with the ZoneDirector, local authentication database, support for RADIUS, LDAP, and ActiveDirectory
CERTIFICATIONS*	<ul style="list-style-type: none"> U.S., Europe, Australia, Brazil, Canada, Chile, China, Colombia, Costa Rica, Hong Kong, India, Indonesia, Israel, Japan, Korea, Malaysia, Mexico, New Zealand, Peru, Philippines, Saudi Arabia, Singapore, South Africa, Taiwan, Thailand, UAE, Vietnam WEEE/RoHS compliance EN-60601-1-2 (Medical) Wi-Fi Alliance EN50121-1 Railway EMC EN50121-4 Railway Immunity IEC 61373 Railway Shock & Vibration UL 2043 plenum rated

† Maximum power varies by country

*See price list for latest country certification listing

Product Ordering Information

MODEL	DESCRIPTION
ZoneFlex R600 Smart Wi-Fi 802.11ac Access Point	
901-R600-XX00	Concurrent dual band 802.11ac AP, no power adapter
Optional Accessories	
902-0108-0000	Spare, Accessory Mounting Bracket
902-0173-XXYY	Power Adapter, AC/DC wall plug, 100-240Vac 50/60Hz
902-0162-XXYY	PoE injector (sold in quantities of 10 or 100)

PLEASE NOTE: When ordering ZoneFlex Indoor APs, you must specify the destination region by indicating -US, -IL, or -VW instead of XX. When ordering PoE injectors or power supplies, you must specify the destination region by indicating -US, -EU, -AU, -BR, -CN, -IN, -JP, -KR, -SA, -UK, or -UN instead of -XX.

