



Corporate Armor

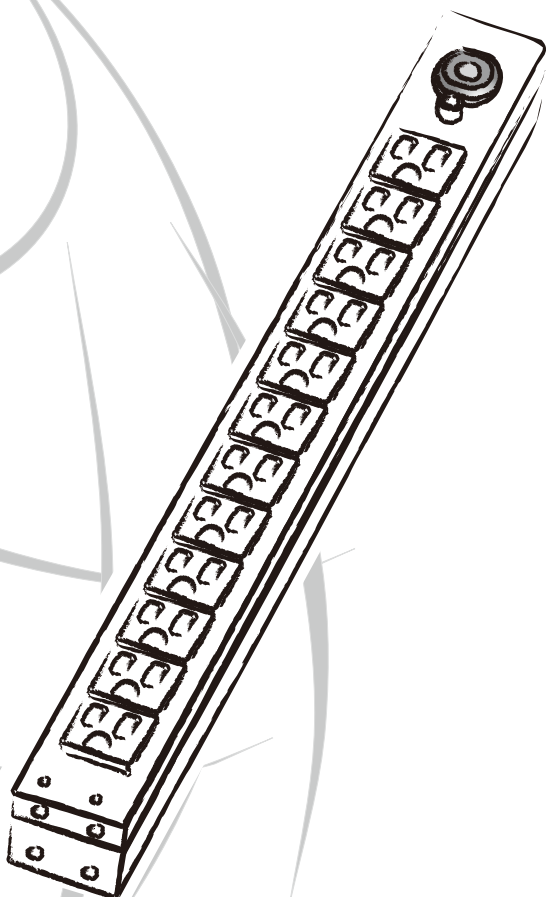
sales@corporatearmor.com

877.449.0458

CyberPower[®]
Reliability. Quality. Value.

User Manual

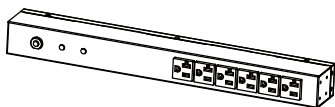
RackBar(tm) Surge



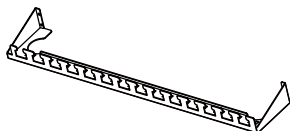
Model List

RKBS15S2F8R	RKBS20S2F8R	RKBS20ST2F8R
RKBS15S2F10R	RKBS20S2F10R	RKBS20ST2F10R
RKBS15S2F12R	RKBS20S2F12R	RKBS20ST2F12R
RKBS15S4F8R	RKBS20S4F8R	RKBS20ST4F8R
RKBS15S4F10R	RKBS20S4F10R	RKBS20ST4F10R
RKBS15S4F12R	RKBS20S4F12R	RKBS20ST4F12R
RKBS15S6F8R	RKBS20S6F8R	RKBS20ST6F8R
RKBS15S6F10R	RKBS20S6F10R	RKBS20ST6F10R
RKBS15S6F12R	RKBS20S6F12R	RKBS20ST6F12R

Package Contents

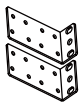


RackBar Surge Unit (RKBS) (1)



Cord Retention Tray (1)

Mounting Brackets



Horizontal Installation
Used (1 set)



Vertical Installation
Used (1 set)



Cord Retainer Clips
(8/10/12 pcs - varies by model) for
Cord Retention Tray



Bracket Mounting
Screws M4 X 6 (4pcs)



Cord Retention Tray
Mounting Screws M3 X 6
(4/8/12/16 pcs - varies by model)



Ground Screw M4 X 6 (1 pcs)

Documentation:



User Manual



Product Registration Card



Before using, please check to ensure the package contains all the items shown above. If there are missing parts please contact CyberPower technical support at www.CPSww.com or call 1-877-297-6937.

RKBS Naming Convention:

RKBS XXS T F R
 1 2 3 4

1. Amperage:

Amperage – 15A, 20A

2. Series:

NULL: =NEMA 5-15P / 5-20P
 T: = NEMA L5-20P

3. Outlet Number Front

Number of Outlets followed by F – Example 8F

4. Outlet Number Rear

Number of Outlets followed by R – Example 8R

Safety Precautions -

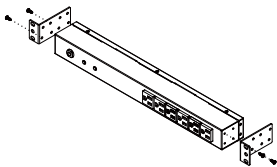
Read the following before installing or operating the RackBar Surge (RKBS):

1. **CAUTION!** Use ONLY the supplied hardware (including screws, pegs and cord retainer clips) to attach the mounting brackets. Using different hardware or improper installations may cause damage that is NOT covered by this warranty.
2. The RKBS must only be plugged into a three-wire, grounded outlet on a circuit protected by a fuse or circuit breaker. Connection to any other type of power outlet may result in a shock hazard.
3. Do not use extension cords or adapters with this RKBS.
4. Never install a RKBS, or associated wiring or equipment, during a lightning storm.
5. Check that the power cord, plug, and socket are in good condition.
6. This device features an internal protection that will disconnect the surge protective component at the end of its useful life but will maintain power to the load – now unprotected. If this situation is undesirable for the application, follow the manufacturer's instructions for replacing the device.
7. **CAUTION!** To prevent the risk of fire or electric shock, this RKBS should be installed in a temperature and humidity controlled indoor area free of conductive contaminants. Do not install this RKBS where excessive moisture or heat is present..

Installation


Horizontal Installation

Step 1 – Mounting bracket installation



Install the screws (M4 X 6) in holes diagonal from each other.

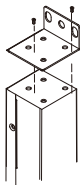
Step 2 – RKBS Mounting



Install the RKBS using fasteners compatible with the rack.

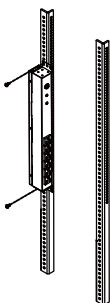
Vertical Installation with Brackets

Step 1 – Mounting bracket installation



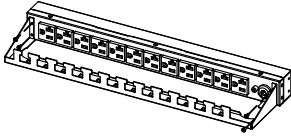
Install the screws (M4 X 6) in holes diagonal from each other.

Step 2 – RKBS Mounting

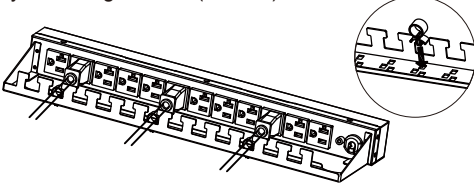


Install the RKBS using fasteners compatible with the rack.

Cord Retention Tray installation (Optional for both horizontal and vertical installations)



Attach the Cord Retention Tray to the RKBS with the 4 supplied Cord Retention Tray Mounting Screws (M3 X 6).



Attach the Cord Retainer Clips to the Cord Retention Tray.

Electrical Installation

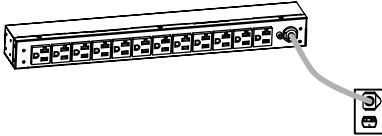
Step 1 – Receptacle evaluation

Ensure that the plug type of your RKBS unit (e.g. NEMA 5-15P, NEMA L5-30P) matches the wall receptacle type that you are using.



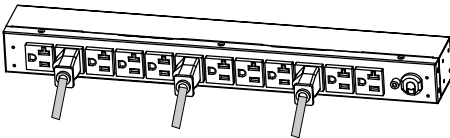
RKBS must be plugged into a three-wire, grounded wall receptacle only. The wall receptacle must also be connected to an appropriate branch circuit/main with fuse or circuit breaker protection. Connection to any other type of wall receptacle may result in a shock hazard.

Step 2 – Plug the RKBS into the wall receptacle

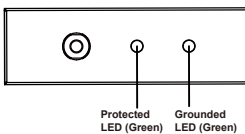


Step 3 – Attach equipment

Before attaching equipment, it is important to calculate the total load that you will be placing on the RKBS. It is extremely important not to exceed the RKBS's maximum current load (as outlined in the Specifications section). In order to determine your total load, simply add up the amperage of your devices and ensure that it does not exceed the unit's capacity.



Step 4 – Verify Protection



Verify that both the Grounded and Protected LEDs are illuminated. This means that the RKBS is properly grounded and is protecting the equipment from surges.

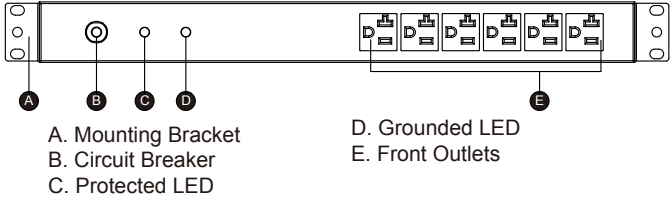
Troubleshooting

Problem	Possible Cause	Solution
RKBS Outlets do not provide power to connected equipment	1. Open breaker 2. Loose power cord	Reset Breaker check if plug is completely connected. If the problem remains contact tech support.
Circuit breaker has tripped	1. Sustained overload 2. Excessive ambient or internal temperatures. 3. Faulty breaker	Reset Breaker. If the problem remains contact tech support.
Protected LED is not illuminated	Surge protection is exhausted.	Contact tech support.
Grounded LED is not illuminated	Ground circuit is open.	Check the site ground. If the site ground is good the RKBS may be faulty. Contact tech support.

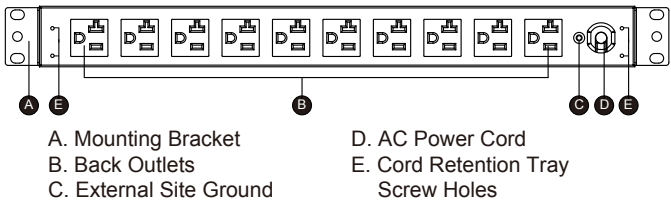
RackBar Surge

Product Features

Front View



Back View



Technical Specifications

Model Name	RKBS15S2F8R RKBS15S2F10R RKBS15S2F12R RKBS15S4F8R RKBS15S4F10R RKBS15S4F12R RKBS15S6F8R RKBS15S6F10R RKBS15S6F12R	RKBS20S2F8R RKBS20S2F10R RKBS20S2F12R RKBS20S4F8R RKBS20S4F10R RKBS20S4F12R RKBS20S6F8R RKBS20S6F10R RKBS20S6F12R	RKBS20ST2F8R RKBS20ST2F10R RKBS20ST2F12R RKBS20ST4F8R RKBS20ST4F10R RKBS20ST4F12R RKBS20ST6F8R RKBS20ST6F10R RKBS20ST6F12R
Input			
Voltage	100 ~ 125 V		
Frequency	50Hz/60Hz		
Max Current	15 A	20 A	
Circuit Breaker	15 A	20 A	
Plug Type	NEMA 5-15P	NEMA 5-20P	NEMA L5-20P
Power Cord Length	15 ft		
On/Off Switch	N/A		
Output			
Voltage	100 ~ 125 V		
Current	15 A	20 A	
Outlet Type	NEMA 5-15R	NEMA 5-20R	
Filters & Protection			
EMI/RFI Filtration	YES		
Surge Suppression	3600 Joules	1800 Joules	
Indicators			
LED Indicators	Grounded (Green), Protected (Green)		
Meter Readout	N/A		
Physical			
Dimension (WxDxH)	17.5" x 2.25" x 1.75" / 44.5 x 5.72 x 4.45 cm		
Environmental			
Humidity	Operating 0 to 95% Non-condensing Non-Operating 0 to 95% Non-condensing		
Altitude	Operating 0ft to 10,000ft Non-Operating 0ft to 50,000ft		
Temperature	Operating 32F to 95F Non-Operating 5F to 113F		
Safety Approvals			
Certifications	UL 1363 (Certified by ETL) UL 1449 (Certified by UL) RoHS		
CEG Amount	\$150,000		
Warranty	Lifetime		

Product Registration

Thank you for purchasing a CyberPower product. Prompt product registration entitles coverage under the Limited Warranty and Connected Equipment Guarantee, and also allows the opportunity to be notified of product enhancements, upgrades, and other announcements.

Registration is quick and easy at www.cpsww.com.

Need Additional Help?

Feel free to contact our Tech Support department with installation, troubleshooting, or general product questions.

CyberPower Technical Support

Phone: 1-877-297-6937

Email: tech@cpsww.com

Web: www.CPSww.com

Mail: 4241 12th Avenue E, Suite 400 Shakopee, MN 55379

Hours of Operation: Monday – Friday, 8:00am – 5:00pm (CST)

Limited Warranty and Connected Equipment Guarantee

Read the following terms and conditions carefully before using the CyberPower RKBS(the “Product”). By using the Product you consent to be bound by and become a party to the terms and conditions of this Limited Warranty and Connected Equipment Guarantee (CEG) (together referred to as this “Warranty”). If you do not agree to the terms and conditions of this Warranty, you should return the Product for a full refund prior to using it.

Who is Providing this Warranty?

CyberPower Systems (USA), Inc. (“CyberPower”) provides this Limited Warranty.

What Does This Warranty Cover?

This warranty covers defects in materials and workmanship in the Product under normal use and conditions. If the Technical Specifications indicate a dollar amount for Connected Equipment Guarantee (CEG), this Warranty also covers equipment that was connected to the Product and damaged because of the failure of the Product. If the Technical Specifications do not indicate that there is a dollar amount for Connected Equipment Guarantee (CEG), then that product does not have surge protection, and the Connected Equipment Guarantee (CEG) does not apply. In that case, damage to equipment that was connected to the Product and damaged because of a failure of the Product is not covered by the Limited Warranty, and any damage to that connected equipment is your responsibility, not ours.

What is the Period of Coverage?

This Warranty is for as long as the original owner owns the Product.

Who Is Covered?

This warranty only covers the original purchaser.

Coverage ends if you sell or otherwise transfer the Product.

How Do You Get Service?

1. Call us at (877) 297-6937 or write to us at Cyber Power Systems (USA), Inc., 4241 12th Ave. E., STE 400, Shakopee, MN 55379 or send us an e-mail message at claims@cyberpowersystems.com for instructions.
2. When you contact CyberPower, identify the Product, the Purchase Date, and the item(s) of Connected Equipment. Have information on all applicable insurance or other resources of recovery/payment that are available to the Initial Customer and Request a Claim Number.
3. You must provide a purchase receipt (or other proof of the original purchase) and provide a description of the defect.
4. Pack and ship the product to CyberPower and, if requested, the item(s) of Connected Equipment, a repair cost estimate for the damage to the Connected Equipment, and all claim forms that CyberPower provides to you. Show the Claim Number on the shipping label or include it with the product. You must prepay all shipping costs, you are responsible for packaging and shipment, and you must pay the cost of the repair estimate.

How Long Do I Have To Make A Claim?

All claims must be made within ten days of the occurrence.

What Will We Do To Correct Problems?

CyberPower will inspect and examine the Product.

If the Product is defective in material or workmanship, CyberPower will repair or replace it at CyberPower's expense, or, if CyberPower is unable to or decides not to repair or replace the Product (if defective) within a reasonable time, CyberPower will refund to you the full purchase price you paid for the Product (purchase receipt showing price paid is required).

If it appears that our Product failed to protect any equipment plugged into it, and if this Product has Connected Equipment Guarantee (CEG) coverage (Look above at “What does this Warranty Cover?”), we will also send you forms for making your claim for the connected equipment. We will repair or replace the equipment that was damaged because of the failure of our Product or pay you the fair market value (NOT REPLACEMENT COST) of the connected equipment as of the time of the damage. We will use Orion Blue Book, or another a third-party valuation guide, or eBay, craigslist, or other source to establish that amount. Our liability is limited to the amount, if any, stated in the Technical Specifications. If there is no dollar amount for your model of the Product, then there is no Connected Equipment Guarantee (CEG) coverage for that Product.

Who Pays For Shipping?

We pay when we send items to you; you pay when you send items to us.

What Are Some Things This Warranty Does Not Cover?

1. This Warranty does not cover any software that was damaged or needs to be replaced due to the failure of the Product or any data that is lost as a result of the failure or the restoration of data or records, or the reinstallation of software.
2. This Warranty does not cover or apply to: misuse, modification, operation or storage outside environmental limits of the Product or the equipment connected to it, nor for damage while in transit or in storage, nor if there has been improper operation or maintenance, or use with items not designed or intended for use with the Product, such as laser printers, appliances, aquariums, medical or life support devices, etc.

What are the Limitations?

1. This Warranty does not apply unless the Product and the equipment that was connected to it were connected to properly wired and grounded outlets (including compliance with electrical and safety codes of the most current electrical code), without the use of any adapters or other connectors.
2. The Product must have been plugged directly into the power source and the equipment connected to the Product must be directly connected to the Product and not "daisy-chained" together in serial fashion with any extension cords, another Product or device similar to the Product, surge suppressor, or power tap. Any such installation voids the Limited Warranty.
3. The Product and equipment connected to it must have been used properly in a suitable and proper environment and in conformance with any license, instruction manual, or warnings provided with the Product and the equipment connected to it.
4. The Product must have been used at all times within the limitations on the Product's VA capacity.
5. The sole and exclusive remedies of the Initial Customer are those provided by this Warranty.

What Limitations Apply if there is Connected Equipment Guarantee (CEG) Coverage for My Product?

Products with Connected Equipment Guarantee (CEG) coverage (Look above at "What does this Warranty cover?") were designed to eliminate disrupting and damaging effects of momentary (less than 1ms) voltage spikes or impulses from lightning or other power transients. If it can be shown that a voltage spike lasting longer than 1ms has occurred, the occurrence will be deemed outside the rated capabilities of the Product and the Limited Warranty is void. CyberPower Does Not Cover or Undertake Any Liability in Any Event for Any of the Following:

1. Loss of or damage to data, records, or software or the restoration of data or records, or the reinstallation of software.
2. Damage from causes other than AC power line transients, spikes, or surges on properly installed, grounded, and code-compliant 120 volt power lines in the United States and Canada.
3. Damage from fire, flood, wind, rain, rising water, leakage or breakage of plumbing, abuse, misuse or alteration of either the product or the Connected Equipment.
4. CyberPower excludes any liability for personal injury. CyberPower excludes any liability for direct, indirect, special, incidental, or consequential damages (except as provided under the Connected Equipment Guarantee (CEG), if it applies), whether for damage to or loss of property, profits, business interruption, or loss of information or data. NOTE: Some States or Provinces do not allow the exclusion or limitation of incidental or consequential damages, so the above limitation may not apply to you.
5. The Product is not for use in high-risk activities or with aquariums. The Product is not designed or intended for use in hazardous environments requiring fail-safe performance, or for use in any circumstance in which the failure of the Product could lead directly to death, personal injury, or severe physical or property damage, or that would affect operation or safety of any medical or life support device (collectively, "High Risk Activities"). CyberPower expressly disclaims any express or implied warranty of fitness for High Risk Activities or with aquariums. CyberPower does not authorize use of any Product in any High Risk Activities or with Aquariums. ANY SUCH USE IS IMPROPER AND IS A MISUSE OF THE Product.

Contact Information

CyberPower Systems, Inc.
4241 12th Ave. East
Suite 400
Shakopee, MN 55379
Phone: (952) 403-9500
Toll-free: (877) 297-6937

CyberPower is the warrantor under this Limited Warranty.
You may also contact CyberPower on the web at CPSww.com.



CyberPower[®]

Reliability. Quality. Value.

4241 12th Ave E #400,

Shakopee, MN 55379

1-877-297-6937

www.CPSww.com